

James Reason's Model of Accident Causations

Modified by G. Dupont

Misfortune Murphy's Slot Machine

Misfortune Murphy's Slot Machine

(Reasons Model modified by G. Dupont)

Materials Required

- 1 - 10" Circular aluminium (.032" plus or minus) disc (Defences)
- 1 - 8.5" Circular aluminium disc (Productive Activities)
- 1 - 7" Circular aluminium disc (Preconditions - The Dirty Dozen)
- 1 - 5.5" Circular aluminium disc (Line Management)
- 1 - 4" Circular aluminium disc (Management)
- 1 - 14" long 10-32NF or NC threaded rod (Center rotating rod)
- 1 - 19" long 1/8" diameter steel rod or an adjustable pointer (Chain of events rod)
- 4 - 3" to 3.25" long 1/4" aluminium tubing (spacers)
- 1 - 10-32NF Locknut for the end of the rotating rod
- 1 - 10-32NF wing nut for the other end of the rotating rod
- 1 - Sheet of heavy weight poster board to fabricate a "Incident Drip tray" from

Fabrication



Note: It will take about 20 hours to fabricate this model. Have fun.

1. Fabricate the aluminium discs to the diameter indicated in the materials list
2. Drill a 3/16" hole in the center of each disc
3. Print the backdrop disc coverings in the quantity indicated in brackets of the master sheets
4. Glue the backdrop printed paper as instructed on the backdrop sheets
5. Glue the thumbs up and thumbs up and down on the management disc
6. Glue black figures pointing in different directions on the line management disc
7. Glue the blue figures on the unsafe act disc
8. Drill 1/4" holes which don't line up in the discs
9. Drill one set of 1/2" holes which do line up
10. Assemble as per drawing
11. Fabricate a "Drip tray" out of poster board and label as "SMS Incident Drip Tray"
11. Download the PPT presentation that goes with this model and review






Unsafe Acts

Management




Line Management



Management (1)

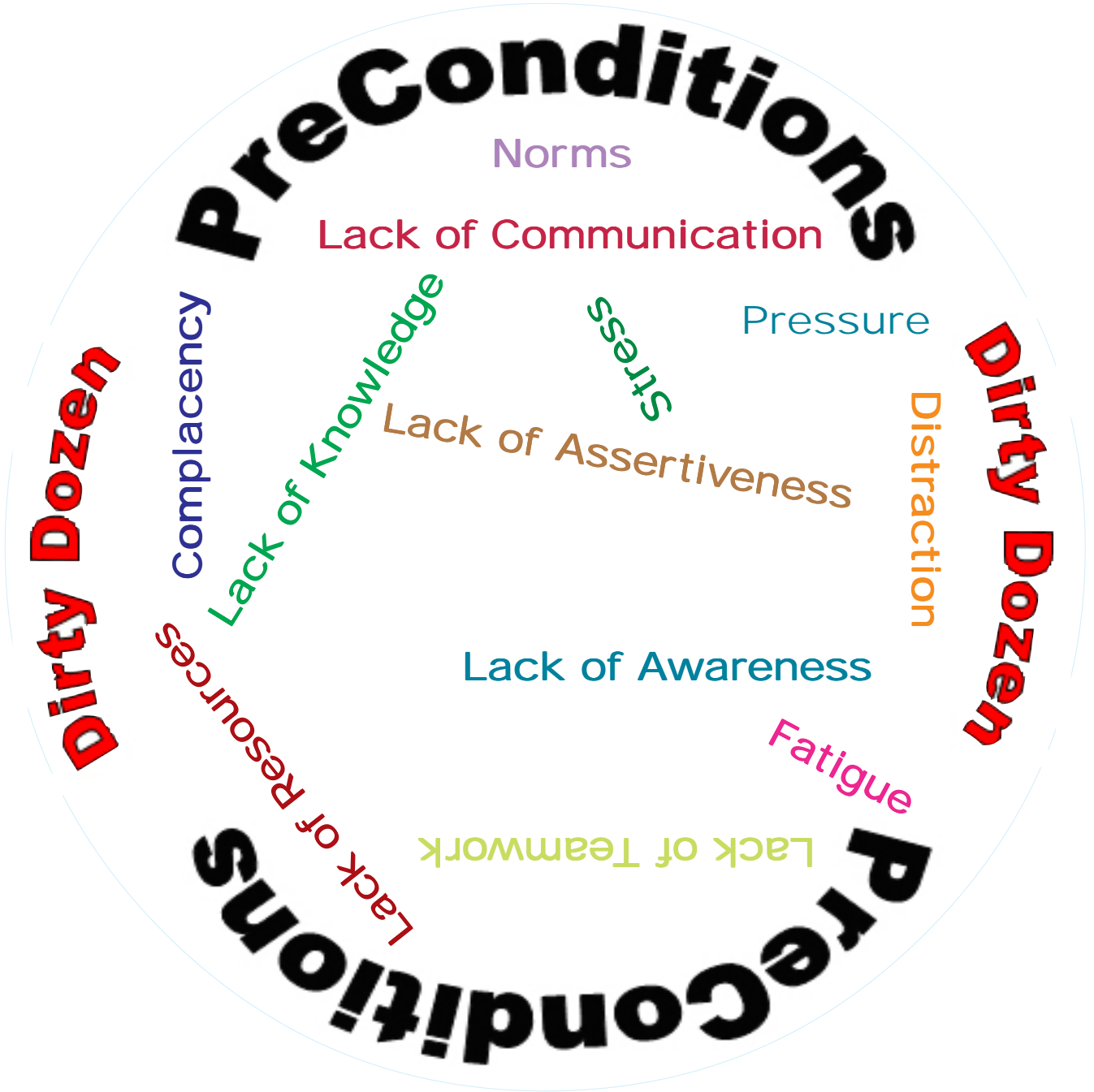
4" disc



Line Management (1) - Yellow

5.5" disc





Unsafe Acts (2)
8.5" disc

Productive Activities
Unsafe Acts

Unsafe Acts
Productive Activities

**Safety Net (3sheets) Draw a net on the disc with this as a background when completed
and add the words SAFETY NET & DEFENCES
10" disc**